

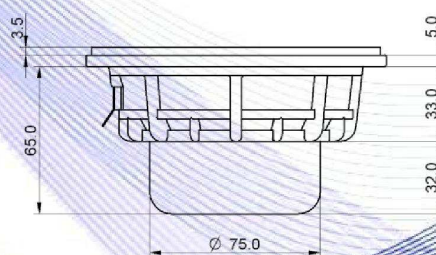
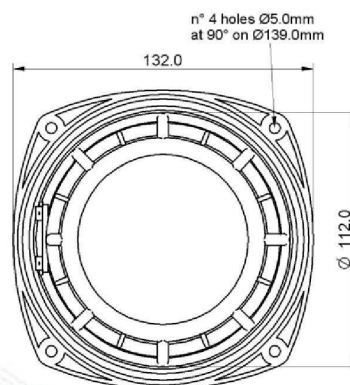
- 1.5" voice coil Kapton former
- Autoclave waterproof cone treatment
- Ventilated voice coil to reduce power compression
- Neodymium magnet circuit with copper ring
- 93.6 dB sensitivity



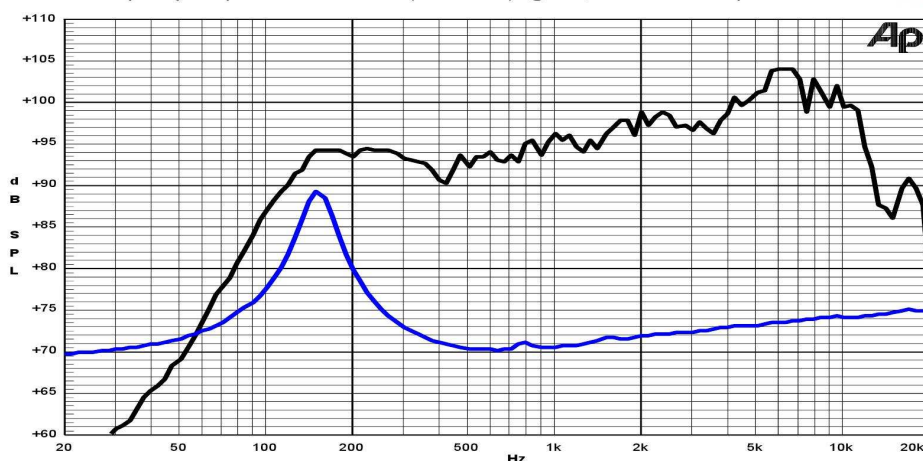
Specifications	
Nominal Diameter	132mm (5")
Nominal Impedance	8Ω
Rated Power AES ⁽¹⁾	100W
Continuous Program Power ⁽²⁾	200W
Sensitivity @ 1W/1m ⁽³⁾	93.6dB
Voice Coil Diameter	38mm (1.5")
Voice Coil Winding Depth	7mm
Magnetic Gap Depth	6mm
Flux Density	1.20T
Magnet Weight	121g
Net Weight	0.8kg

Thiele & Small Parameters ⁽⁴⁾			
Re	6.03Ω	Fs	151.9Hz
Qms	4.23	Qes	0.59
Qts	0.52	Mms	6.1g
Cms	179μm/N	Bxl	7.69Tm
Vas	1.8l	Sd	84.9cm ²
X max ⁽⁵⁾	+/-1.8mm	X var ⁽⁶⁾	+/-2.4mm
η ₀	1.04%	Le (1kHz)	0.10mH

Constructive Characteristics	
Magnet	: Neodymium
Basket Material	: Aluminium Die-Cast
Voice Coil Winding Material	: Aluminium
Voice Coil Former Material	: Kapton
Cone Material	: Paper
Cone Treatment	: Humidity Resistant Pulp
Surround Material	: Treated Cloth
Dust Dome Material	: Treated Cloth



Frequency Response on IEC Baffle (DIN 45575) @ 1W,1m – Free Air Impedance



- Note:
- 1 : Rated Power measured with 2 hours test with pink noise signal, 6dB crest factor, loudspeaker mounted on enclosure
 - 2: Power on Continuous Program is defined as 3 dB greater than the Rated Power
 - 3: Calculated by Thiele & Small parameters
 - 4: Thiele & Small parameters measured with laser system without preconditioning test
 - 5: Measured with respect to a THD of 10% using a parameter-based method
 - 6: Value corresponding to a decay of the Force Factor, or Compliance, or both, equal to the 50% of the small signal value.
 - 7: Drawing dimensions: mm
 - 8: The notch around 400Hz on the frequency response is typical of the measurement on IEC baffle